

# Pioneer!

WHAT DOES IT TAKE  
TO BE A PIONEER?



 **Club Car**<sup>TM</sup>  
Performance Utility Vehicles




# INTRODUCING THE NEW LINE OF PIONEER UTILITY VEHICLES. RUGGED. FEARLESS. AND READY TO TAKE ON MORE.

No wonder the Pioneer 1200 is the choice for tough, dependable performance on construction sites. It's the latest innovation from the company who's built and sold nearly one million vehicles worldwide.

The new Pioneer Line from Club Car is leading the way for a new generation called Performance Utility Vehicles. And now that they're here, things will never be the same. Like our pioneer ancestors, the Pioneer is tough. Really tough.

Engineered for extreme conditions and rugged terrain, it can haul more weight than other vehicles in its class. Plus, deliver

better handling and more comfort than you ever thought possible. Most important, the Pioneer is built to last. You get incredible dependability, day after day, job after job, hill after hill.



Shift-on-the-fly differential lock and optional Traks Max II tires give the Pioneer 1200 superior traction in muddy and slippery conditions.

# LIVE THE LIFE OF A PIONEER.



Fresh mountain air.  
A river brimming  
with trout. If you  
love exploring the  
great outdoors,  
you're going to  
love life in a Pioneer.  
Because no matter  
what your day has  
scheduled, the

Like a trusted friend, it gets you where you need to go,  
safely and easily conquering hills, creeks, mud, rocks and  
branches. Small enough to fit in a pickup, yet powerful  
enough to haul a boat, the Pioneer has plenty of room for  
gear and a fishing buddy. Whether you use it on the job  
or on your next fishing, hunting or camping trip, the  
Pioneer works—and plays—as hard as you do.

With plenty of  
room for your  
gear, the  
Pioneer 900 can  
take you and  
a friend as far  
from civilization  
as you need  
to go.

**The Pioneer  
900 or 1200  
with Mossy  
Oak® Camo Kit  
disappears  
when you  
want it to.**

Pioneer is ready for a new adventure. With its twin I-Beam  
aluminum frame, advanced suspension and tight turning radius,  
the Pioneer Line delivers unsurpassed maneuverability  
and a smooth, comfortable ride.



**Pioneer is the choice of Ray Evernham, three-time NASCAR Winston Cup Series  
champion, and team owner and manager for #9 and #19 NASCAR Winston Cup  
Dodge Intrepid R/Ts. Ray relies on Pioneer vehicles because they give him the  
high performance he demands with the versatility and power he needs to help  
build his next championship team.**





**You'll enjoy unsurpassed dependability for those long days on the ranch. From hauling hay to towing trailers the Pioneer 900 and 1200 have total load capacities of 900 and 1200 lb. respectively.**

**When we say the Pioneer goes almost anywhere, we mean it. It even fits in the bed of a standard pickup truck.**

## DEMAND PERFORMANCE & RELIABILITY

The Pioneer Line is available in two hill-climbing, trail-blazing, adventure-seeking models. Whether you choose the Pioneer 900 or the Pioneer 1200, you get a vehicle that leaves competitors in the dust. Just look at all these outstanding features, standard in both models:

- Powerful 351cc engine for more hauling and climbing power
- Advanced suspension for greater ground-hugging security
- Strong aluminum twin I-Beam unitized chassis and aluminum cargo box floor will never rust
- 4-wheel brakes for secure, straight stopping power
- Semi-independent rear suspension with multi-leaf springs and dual hydraulic shocks
- Two-year warranty—the longest in the industry



On top of all these exceptional features, the Pioneer 1200 gives you even more:

- Optional 400cc engine for 19% more horsepower and torque
- Shift-on-the-fly differential lock
- Independent front A-Arm suspension with coil-over shocks
- 4-wheel hydraulic drum brakes
- Optional 4-ply Traks Max II mud tires
- High-back bucket seats for maximum comfort

### EXPERIENCE THE LIFE OF A PIONEER.

As amazing as the Pioneer looks and sounds, you really have to drive it to believe it. If you want a utility vehicle designed to take on more, take a Pioneer for a test drive today. And start exploring your own frontier.



**Optional accessories for the Pioneer line include a windshield, canopy top, light bar and winch.**


# ACCESSORIES



**CANOPY TOP**  
Pioneer 900  
Pioneer 1200



**3-SIDED ENCLOSURE**  
Pioneer 900—Gray  
Pioneer 1200—Gray



**ONE-PIECE WINDSHIELD**  
Pioneer 900  
Pioneer 1200



**FOLD-DOWN WINDSHIELD**  
Pioneer 900  
Pioneer 1200



**BED MAT**  
Pioneer 900  
Pioneer 1200




**STAKE-SIDE KIT**  
Pioneer 900  
Pioneer 1200



**FOLD-DOWN SEAT (CARGO/PASSENGER POSITIONS)**  
Pioneer 900  
Pioneer 1200




**ELECTRIC LIFT**  
Pioneer 900  
Pioneer 1200



**PINTLE HITCH**  
Pioneer 900  
Pioneer 1200




**FRONT RECEIVER HITCH**  
Pioneer 900



**TURF TIRE**  
Pioneer 900




**TURF TIRE**  
Pioneer 1200



**TRAKS MAX II MUD TIRE**  
Pioneer 1200



**1500 LB. RATED REMOTE-OPERATED WINCH**  
Pioneer 900  
Pioneer 1200



**LIGHT BAR**  
Pioneer 900  
Pioneer 1200



**NERF BARS**  
Pioneer 900  
Pioneer 1200




**CARGO BOX TOOL BOX**

Pioneer 900  
Pioneer 1200




**SIDE-MOUNT TOOL BOXES**

Pioneer 900  
Pioneer 1200



**ROPS CAB ENCLOSURE**

Pioneer 900  
Pioneer 1200



**CAB HEATER**

Pioneer 900  
Pioneer 1200



**CAB ACCESSORY SWITCH PANEL**

Pioneer 900  
Pioneer 1200



**CAB FAN/DEFOGGER**

Pioneer 900  
Pioneer 1200




**CAB HALOGEN WORK LIGHTS**

Pioneer 900  
Pioneer 1200




**CAB OUTSIDE MIRRORS**

Pioneer 900  
Pioneer 1200




**CAB INSIDE REARVIEW MIRROR**

Pioneer 900  
Pioneer 1200




**CAB INSIDE DOME LIGHT**

Pioneer 900  
Pioneer 1200




**CAB STROBE LIGHT**

Pioneer 900  
Pioneer 1200



**SAFETY STROBE LIGHT WITH POST MOUNT**

Pioneer 900  
Pioneer 1200




**TAILLIGHTS**

Pioneer 900  
Pioneer 1200



**TURN SIGNAL/HORN**

Pioneer 900




**GLOVE BOX**

Pioneer 900



**MOSSY OAK® CAMO KIT**


Pioneer 900  
Pioneer 1200



**400cc ENGINE**

Pioneer 1200

# PIONEER 900




## STANDARD FEATURES

- 351 cc, 11 hp Rated Gasoline Key-Start Engine
- 4-Wheel Brakes, Multi-lock Park Brake
- Unitized Transaxle With Automatic CVT Clutch
- Aluminum Frame, Chassis and Cargo Box Floor
- ArmorFlex® Front Body
- Gray Bench Seat
- Brush Guard
- Heavy-Duty, Off-Road Tires
- Dash-Mounted Fuel Gauge/Hour Meter Combo
- Radio/Beverage Holders (2)
- Headlights
- Differential Guard
- Heavy-Duty Rear Stabilizer Bar
- 2" Rear Receiver Hitch
- Low Oil Warning Light
- Reduced Speed Reverse

## SPECIFICATIONS

<b>Bed Load Size</b> (Cargo box inside dimensions)	48.0" x 49.8" x 10.9" (15.3 ft <sup>3</sup> ) 121.9 cm x 126.4 cm x 27.6 cm
<b>Bed Load Height</b>	29.8" (75.6 cm)
<b>Bed Load Capacity</b> (On level surface)	500 lb. (226.8 kg)
<b>Vehicle Load Capacity</b> (On level surface)	900 lb. (408.2 kg)
<b>Overall L x W x H</b>	120.4" x 51.3" x 51.1" 305.8 cm x 130.2 cm x 129.8 cm
<b>Wheelbase</b>	78.5" (199.4 cm)
<b>Ground Clearance Under Differential</b>	6.4" (16.3 cm)
<b>Ground Clearance Under Foot Platform</b>	11.0" (27.9 cm)
<b>Fuel Tank Capacity</b>	7.0 gallons (26.5 Liters)
<b>Tires</b> (Front/Rear)	22 x 11.00-10, 6-ply rated, heavy-duty, off-road tread
<b>Front Suspension</b>	Independent leaf spring with hydraulic shocks
<b>Rear Suspension</b>	Semi-independent with multi-leaf springs and dual hydraulic shocks
<b>Tread</b> (Front/Rear)	36.5"/41.3" (92.7 cm/104.8 cm)
<b>Dry Weight</b> (Less battery)	937 lb. (425.4 kg)
<b>Governed RPM</b>	3100±30
<b>Forward Speed</b>	17-19 mph (27.4-30.6 kph)
<b>Outside Clearance Circle</b>	21.7 ft. (6.6 m) dia.
<b>Turning Radius</b>	10.8 ft. (3.3 m)
<b>Vehicle Warranty</b>	2-year limited

# PIONEER 1200



## STANDARD FEATURES

- 351 cc, 11 hp Rated Gasoline Key-Start Engine
- Shift-on-the-Fly Differential Lock
- 4-Wheel Hydraulic Drum Brakes
- Unitized Transaxle With Automatic CVT Clutch
- Aluminum Frame, Chassis and Cargo Box Floor
- ABS/DR Acrylic Front Body
- Brush Guard
- Heavy-Duty, All-Terrain Tires
- Dash-Mounted Fuel/Hour Gauge
- Radio/Beverage Holder
- Headlights
- Differential Guard
- 2" Front and Rear Receiver Hitch
- Low Oil Warning Light
- Gray High-Back Bucket Seats With Side Handhold
- Independent Park Brake Lever
- Reduced Speed Reverse

## SPECIFICATIONS

<b>Bed Load Size</b> (Cargo box inside dimensions)	48.0" x 49.8" x 10.9" (15.3 ft <sup>3</sup> ) 121.9 cm x 126.4 cm x 27.6 cm
<b>Bed Load Height</b>	31.1" (79.0 cm)
<b>Bed Load Capacity</b> (On level surface)	800 lb. (362.9 kg)
<b>Vehicle Load Capacity</b> (On level surface)	1200 lb. (544.3 kg)
<b>Overall L x W x H</b>	123.4" x 54" x 51" 313.4 cm x 137.2 cm x 129.5 cm
<b>Wheelbase</b>	80" (203.2 cm)
<b>Ground Clearance Under Differential</b>	6.6" (16.8 cm)
<b>Ground Clearance Under Foot Platform</b>	11.4" (29.0 cm)
<b>Fuel Tank Capacity</b>	7.0 gallons (26.5 Liters)
<b>Tires</b> (Front/Rear)	23 x 10.5-12, 4-ply rated, heavy-duty, all-terrain tread
<b>Front Suspension</b>	Independent A-arms with coil-over shocks
<b>Rear Suspension</b>	Semi-independent with multi-leaf springs and dual hydraulic shocks
<b>Tread</b> (Front/Rear)	43"/43.5" (109.2 cm/110.5 cm)
<b>Dry Weight</b> (Less battery)	1098 lb. (498.1 kg)
<b>Governed RPM</b>	3800±30
<b>Forward Speed</b>	17-19 mph (27.4-30.6 kph)
<b>Outside Clearance Circle</b>	23.3 ft. (7.1 m) dia.
<b>Turning Radius</b>	11.8 ft. (3.6 m)
<b>Vehicle Warranty</b>	2-year limited

The Pioneer 1200 is engineered to be tough so your ride isn't. From the fully independent front suspension and automotive brake cluster to the all-terrain tires, this vehicle ensures better handling and greater comfort. To go a step further, it touts a rust-proof twin I-Beam aluminum chassis, which has a total payload capacity of more than a half-ton.



Coil-Over Shock With 400 lb. preloaded spring

Twin I-Beam Aluminum Chassis

2 Inch Receiver Hitch

Robust 1-7/8 Inch Dia. A-Arm

Non-Asbestos Brake Shoes

Hydraulic Brake Cylinder

Heavy-Duty Brush Guard

All-Terrain Tires (Turf and Mud Tires Optional)



**Club Car, Inc.**  
P.O. Box 204658 Augusta, GA  
30917-4658 USA

**Web** [www.ClubCarPioneer.com](http://www.ClubCarPioneer.com)  
**Phone** 1.706.863.3000  
1.800.800.1227

**Int'l** +1 706.863.3000  
**Fax** 1.706.863.5808

There are no warranties, express or implied, contained herein. See Limited Warranty found in the owner's manual or write to Club Car, Inc. The company reserves the right to make design changes without obligation to make these changes on units previously sold. These vehicles are designed and manufactured for off-road use only. They do not conform to Federal Motor Vehicle Safety Standards for automobiles or to FMVSS 500 for low-speed vehicles, and are not equipped for operation on public streets, roads or highways.



CCN 58642745 REV 09/01

